





ELEZIONI REGIONALI

Consultazione: Elezioni REGIONALI 2010

Regione : EMILIA ROMAGNA - Comune di CERVIA

Riepilogo voti alle liste regionali sezione per sezione

Sezioni scrutinate: 29 Su 29 - DATI UFFICIOSI

Sezione					Totale Voti Validi	Schede Bianche	Schede Nulle	Voti Nulli	VCNAS	Votanti	Iscritti
1	20 (5.08%)	161 (40.86%)	184 (46.70%)	29 (7.36%)	394 (98.50%)	3 (0.75%)	3 (0.75%)	0 (0.00%)	0 (0.00%)	400 (49.32%)	811
2	23 (4.05%)	339 (59.68%)	197 (34.68%)	9 (1.58%)	568 (98.44%)	1 (0.17%)	8 (1.39%)	0 (0.00%)	0 (0.00%)	577 (71.41%)	808
3	23 (5.56%)	192 (46.38%)	190 (45.89%)	9 (2.17%)	414 (97.41%)	1 (0.24%)	10 (2.35%)	0 (0.00%)	0 (0.00%)	425 (68.99%)	616
4	18 (4.08%)	202 (45.80%)	211 (47.85%)	10 (2.27%)	441 (98.44%)	4 (0.89%)	3 (0.67%)	0 (0.00%)	0 (0.00%)	448 (73.44%)	610
5	22 (4.29%)	254 (49.51%)	230 (44.83%)	7 (1.36%)	513 (97.34%)	5 (0.95%)	9 (1.71%)	0 (0.00%)	0 (0.00%)	527 (74.96%)	703
6	43 (5.75%)	316 (42.25%)	371 (49.60%)	18 (2.41%)	748 (98.42%)	5 (0.66%)	5 (0.66%)	2 (0.26%)	0 (0.00%)	760 (69.60%)	1092
7	35 (5.86%)	278 (46.57%)	265 (44.39%)	19 (3.18%)	597 (98.03%)	8 (1.31%)	4 (0.66%)	0 (0.00%)	0 (0.00%)	609 (71.06%)	857
8	44 (8.75%)	169 (33.60%)	273 (54.27%)	17 (3.38%)	503 (98.63%)	2 (0.39%)	5 (0.98%)	0 (0.00%)	0 (0.00%)	510 (68.64%)	743
9	20 (4.96%)	174 (43.18%)	200 (49.63%)	9 (2.23%)	403 (98.29%)	2 (0.49%)	5 (1.22%)	0 (0.00%)	0 (0.00%)	410 (74.95%)	547
10	21 (4.46%)	202 (42.89%)	236 (50.11%)	12 (2.55%)	471 (97.31%)	3 (0.62%)	10 (2.07%)	0 (0.00%)	0 (0.00%)	484 (70.35%)	688
11	23 (5.96%)	174 (45.08%)	180 (46.63%)	9 (2.33%)	386 (98.47%)	2 (0.51%)	4 (1.02%)	0 (0.00%)	0 (0.00%)	392 (67.35%)	582
12	25 (4.88%)	202 (39.45%)	276 (53.91%)	9 (1.76%)	512 (97.90%)	4 (0.76%)	7 (1.34%)	0 (0.00%)	0 (0.00%)	523 (67.22%)	778
13	29 (5.91%)	203 (41.34%)	245 (49.90%)	14 (2.85%)	491 (97.61%)	2 (0.40%)	10 (1.99%)	0 (0.00%)	0 (0.00%)	503 (69.86%)	720
14	36 (6.29%)	252 (44.06%)	267 (46.68%)	17 (2.97%)	572 (98.62%)	2 (0.34%)	6 (1.03%)	0 (0.00%)	0 (0.00%)	580 (67.76%)	856
15	24 (4.54%)	199 (37.62%)	291 (55.01%)	15 (2.84%)	529 (97.42%)	4 (0.74%)	10 (1.84%)	0 (0.00%)	0 (0.00%)	543 (69.53%)	781
16	34 (8.33%)	143 (35.05%)	218 (53.43%)	13 (3.19%)	408 (96.45%)	7 (1.65%)	8 (1.89%)	0 (0.00%)	0 (0.00%)	423 (69.69%)	607
17	22 (4.82%)	248 (54.39%)	172 (37.72%)	14 (3.07%)	456 (98.49%)	3 (0.65%)	4 (0.86%)	0 (0.00%)	0 (0.00%)	463 (68.39%)	677
18	16 (4.41%)	194 (53.44%)	147 (40.50%)	6 (1.65%)	363 (97.84%)	5 (1.35%)	3 (0.81%)	0 (0.00%)	0 (0.00%)	371 (66.37%)	559
19	16 (4.68%)	185 (54.09%)	137 (40.06%)	4 (1.17%)	342 (97.71%)	3 (0.86%)	5 (1.43%)	0 (0.00%)	0 (0.00%)	350 (67.05%)	522
20	47 (6.99%)	282 (41.96%)	330 (49.11%)	13 (1.93%)	672 (98.82%)	3 (0.44%)	5 (0.74%)	0 (0.00%)	0 (0.00%)	680 (69.60%)	977
21	40 (5.47%)	292 (39.95%)	383 (52.39%)	16 (2.19%)	731 (97.99%)	7 (0.94%)	8 (1.07%)	0 (0.00%)	0 (0.00%)	746 (75.20%)	992
22	50 (7.68%)	211 (32.41%)	370 (56.84%)	20 (3.07%)	651 (98.19%)	2 (0.30%)	10 (1.51%)	0 (0.00%)	0 (0.00%)	663 (72.22%)	918
23	21 (2.69%)	265 (33.93%)	482 (61.72%)	13 (1.66%)	781 (98.86%)	1 (0.13%)	8 (1.01%)	0 (0.00%)	0 (0.00%)	790 (76.48%)	1033
24	33 (5.59%)	168 (28.47%)	377 (63.90%)	12 (2.03%)	590 (98.17%)	3 (0.50%)	8 (1.33%)	0 (0.00%)	0 (0.00%)	601 (68.37%)	879
25	26 (4.44%)	192 (32.76%)	357 (60.92%)	11 (1.88%)	586 (98.49%)	2 (0.34%)	7 (1.18%)	0 (0.00%)	0 (0.00%)	595 (72.30%)	823
26	23 (4.56%)	151 (29.96%)	319 (63.29%)	11 (2.18%)	504 (97.30%)	4 (0.77%)	10 (1.93%)	0 (0.00%)	0 (0.00%)	518 (70.96%)	730
27	53 (6.29%)	260 (30.88%)	508 (60.33%)	21 (2.49%)	842 (97.45%)	8 (0.93%)	14 (1.62%)	0 (0.00%)	0 (0.00%)	864 (74.16%)	1165
28	38 (6.73%)	214 (37.88%)	300 (53.10%)	13 (2.30%)	565 (97.58%)	4 (0.69%)	10 (1.73%)	0 (0.00%)	0 (0.00%)	579 (64.91%)	892
29	37 (5.65%)	236 (36.03%)	363 (55.42%)	19 (2.90%)	655 (97.91%)	3 (0.45%)	11 (1.64%)	0 (0.00%)	0 (0.00%)	669 (71.63%)	934
Tot.	862 (5.49%)	6358 (40.53%)	8079 (51.50%)	389 (2.48%)	15688 (98.03%)	103 (0.64%)	210 (1.31%)	2 (0.01%)	0 (0.00%)	16003 (69.88%)	22900

Le percentuali dei voti di lista regionale sono calcolate rispetto al totale dei voti di lista.